

SKYFORCE Juliet / French Balconies

- Quick and Simple Mounting
- Face & Side Mounting Options
- Available in Various Finishes
- Suitable for 10-21.52mm Thick Glass
- No Special Tools Required
- Independently Tested and Certified to BS6180:2011
- Face fixed system can be mounted directly to the window frame
- Max width up to 3000mm



SKYFORCE Essential Features

- Skyforce balcony systems are the first practically invisible system.
- No system can be mounted easier or more quickly.
- The face fixed system can be mounted directly on to the frame or masonry while the side fixed system mounts inside the reveal.
- It is the best and most cost-effective application on the market.
- Simple to fit and no drilling or cut outs have to be processed in the glass.

Glass Thickness Selection Guide

For additional special dimensions, please refer to our test certificates which are available on request.

Glass width up to	Glass thickness	Glass height
1200 mm	10.76 mm	800 - 1200 mm
1400 mm	12.76 mm	500 - 1200 mm
1700 mm	16.76 mm	500 - 1200 mm
3000 mm	21.52 mm	300 - 1200 mm

SkyForce - Face Fixed

Our standard stocked kits are for an 1100mm high piece of glass but alternative heights and finishes are available on request. The mill finished kits are suitable for powder coating to your desired finish.

SkyForce Juliet Balcony - 2 Part Complete Set - Aluminium Mill Finish



Glass Thickness	Code	Unit of Sale
10mm to 11mm	K.SF.16.1011.010.10	Kit
12mm - 13.5mm	K.SF.16.1011.012.10	Kit
15mm	K.SF.16.1011.015.10	Kit
16mm - 17.5mm	K.SF.16.1011.016.10	Kit
19mm	K.SF.16.1011.019.10	Kit
20 mm- 21.5mm	K.SF.16.1011.020.10	Kit

SkyForce Juliet Balcony - 2 Part Complete Set - Anodised Aluminium Finish



Glass Thickness	Code	Unit of Sale
10mm to 11mm	K.SF.16.1011.010.11	Kit
12mm - 13.5mm	K.SF.16.1011.012.11	Kit
15mm	K.SF.16.1011.015.11	Kit
16mm - 17.5mm	K.SF.16.1011.016.11	Kit
19mm	K.SF.16.1011.019.11	Kit
20 mm- 21.5mm	K.SF.16.1011.020.11	Kit

SkyForce Juliet Balcony - 2 Part Complete Set - Anthracite Grey Finish

RAL 7016



Glass Thickness	Code	Unit of Sale
10mm to 11mm	K.SF.16.1011.010.13.AG	Kit
12mm - 13.5mm	K.SF.16.1011.012.13.AG	Kit
15mm	K.SF.16.1011.015.13.AG	Kit
16mm - 17.5mm	K.SF.16.1011.016.13.AG	Kit
19mm	K.SF.16.1011.019.13.AG	Kit
20 mm- 21.5mm	K.SF.16.1011.020.13.AG	Kit

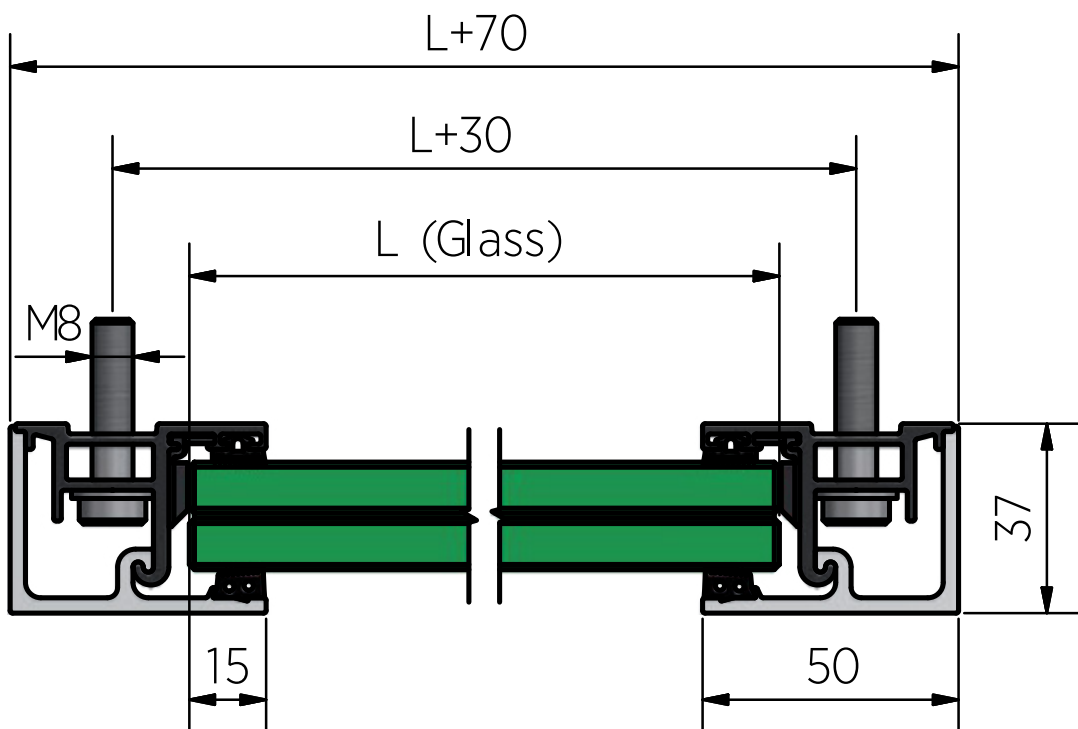
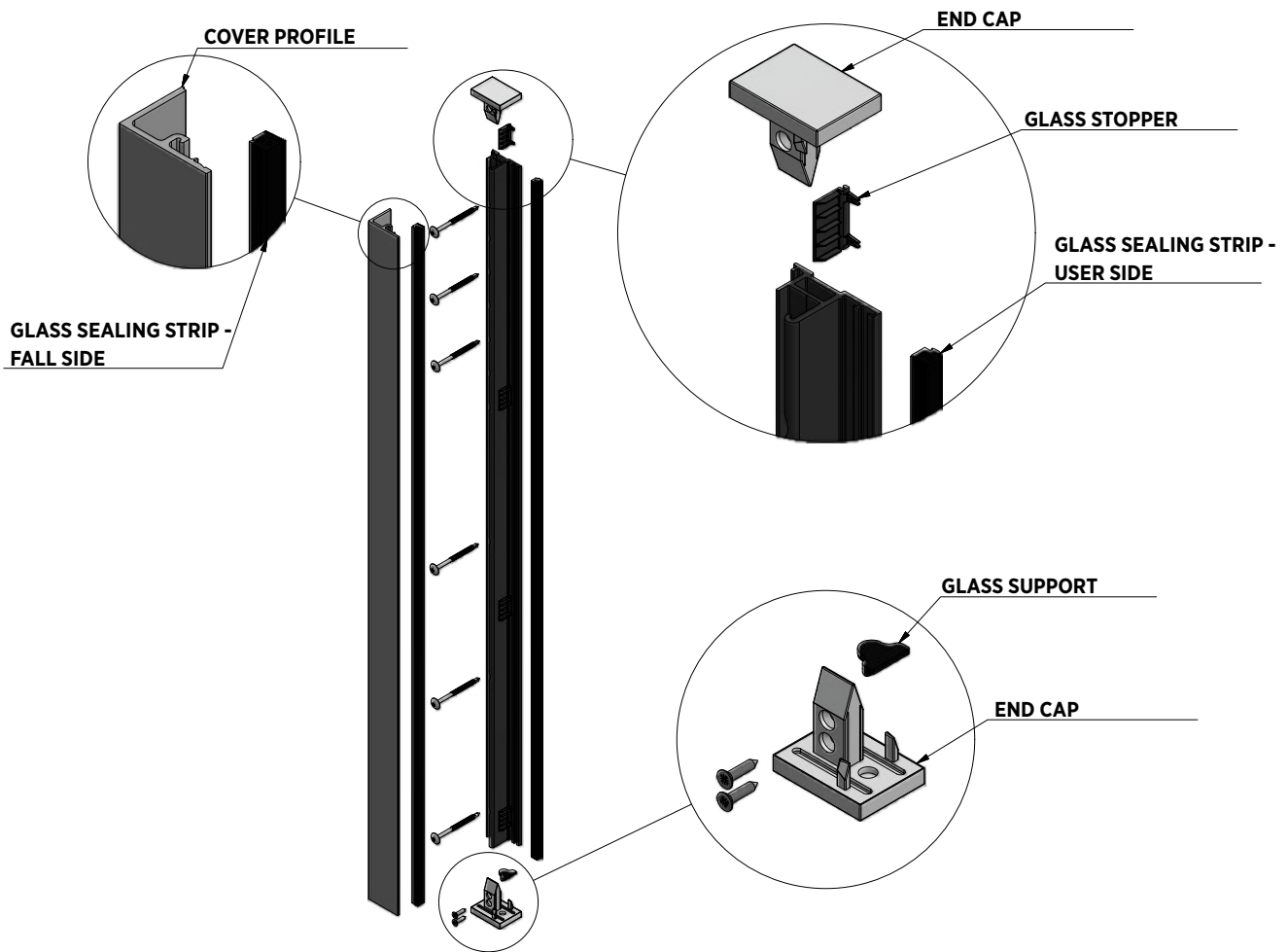
SkyForce Juliet Balcony - 2 Part Complete Set - Pure White Finish

RAL 9016

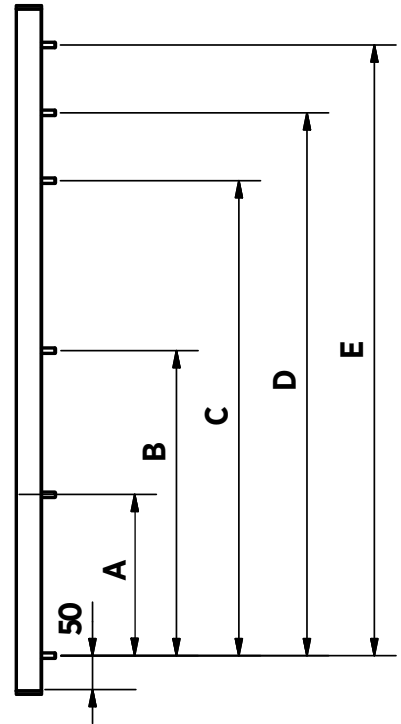
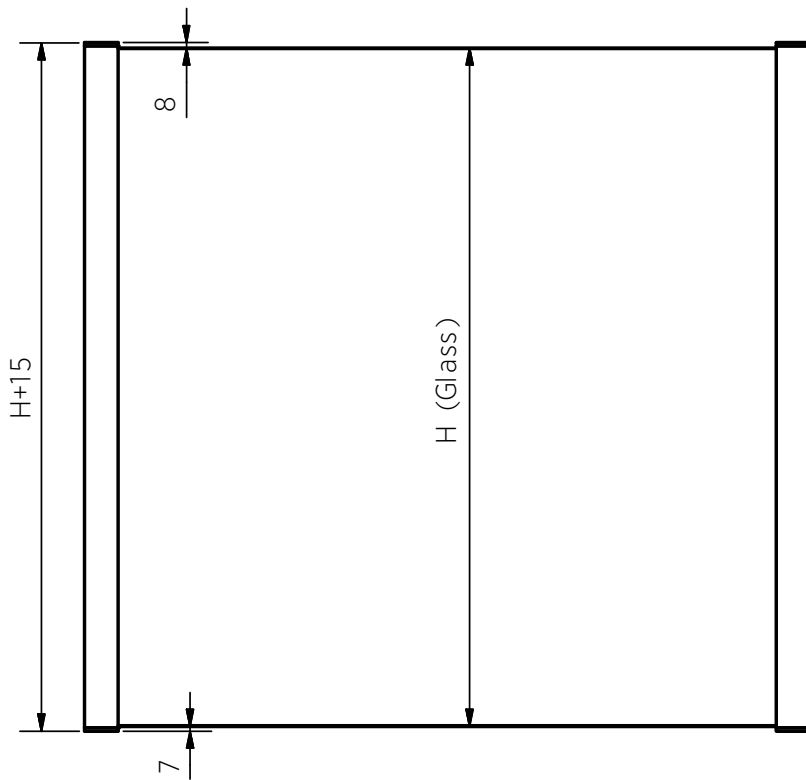


Glass Thickness	Code	Unit of Sale
10mm to 11mm	K.SF.16.1011.010.13.PW	Kit
12mm - 13.5mm	K.SF.16.1011.012.13.PW	Kit
15mm	K.SF.16.1011.015.13.PW	Kit
16mm - 17.5mm	K.SF.16.1011.016.13.PW	Kit
19mm	K.SF.16.1011.019.13.PW	Kit
20 mm- 21.5mm	K.SF.16.1011.020.13.PW	Kit

SkyForce - Face Fixed



SkyForce - Face Fixed



A = 233, B = 466,
C = 800, D = 900,
E = 1000





SkyForce - Side Fixed

Our standard stocked kits are for an 1100mm high piece of glass but alternative heights and finishes are available on request. The mill finished kits are suitable for powder coating to your desired finish.

SkyForce Juliet Balcony - 2 Part Complete Set - Aluminium Mill Finish



Glass Thickness	Code	Unit of Sale
12mm - 13.5mm	K.SF.16.2011.012.10	Kit
15mm	K.SF.16.2011.015.10	Kit
16mm - 17.5mm	K.SF.16.2011.016.10	Kit
19mm	K.SF.16.2011.019.10	Kit
20 mm- 21.5mm	K.SF.16.2011.020.10	Kit

SkyForce Juliet Balcony - 2 Part Complete Set - Anodised Aluminium Finish



Glass Thickness	Code	Unit of Sale
10mm to 11mm	K.SF.16.2011.010.11	Kit
12mm - 13.5mm	K.SF.16.2011.012.11	Kit
15mm	K.SF.16.2011.015.11	Kit
16mm - 17.5mm	K.SF.16.2011.016.11	Kit
19mm	K.SF.16.2011.019.11	Kit
20 mm- 21.5mm	K.SF.16.2011.020.11	Kit

SkyForce Juliet Balcony - 2 Part Complete Set - Anthracite Grey Finish

RAL 7016



Glass Thickness	Code	Unit of Sale
10mm to 11mm	K.SF.16.2011.010.13.AG	Kit
12mm - 13.5mm	K.SF.16.2011.012.13.AG	Kit
15mm	K.SF.16.2011.015.13.AG	Kit
16mm - 17.5mm	K.SF.16.2011.016.13.AG	Kit
19mm	K.SF.16.2011.019.13.AG	Kit
20 mm- 21.5mm	K.SF.16.2011.020.13.AG	Kit

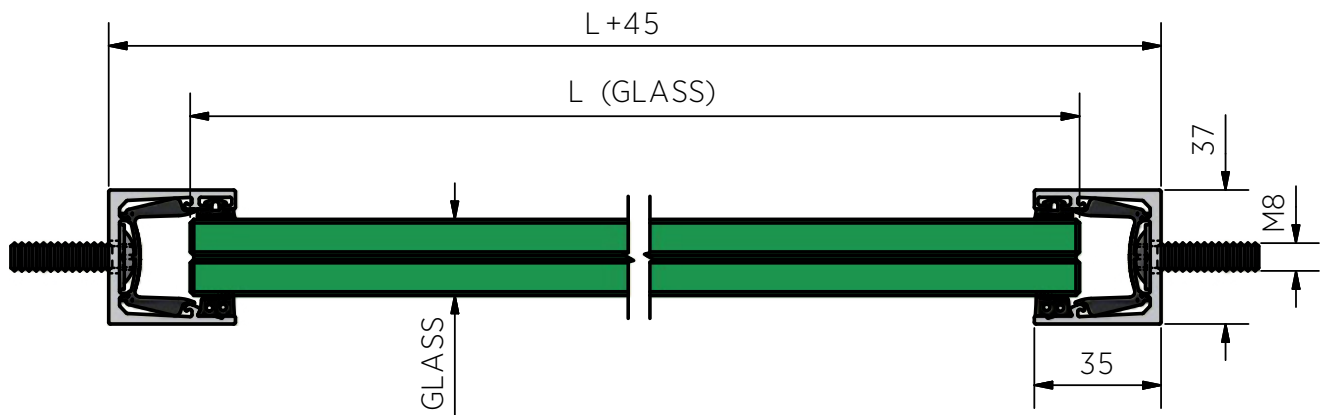
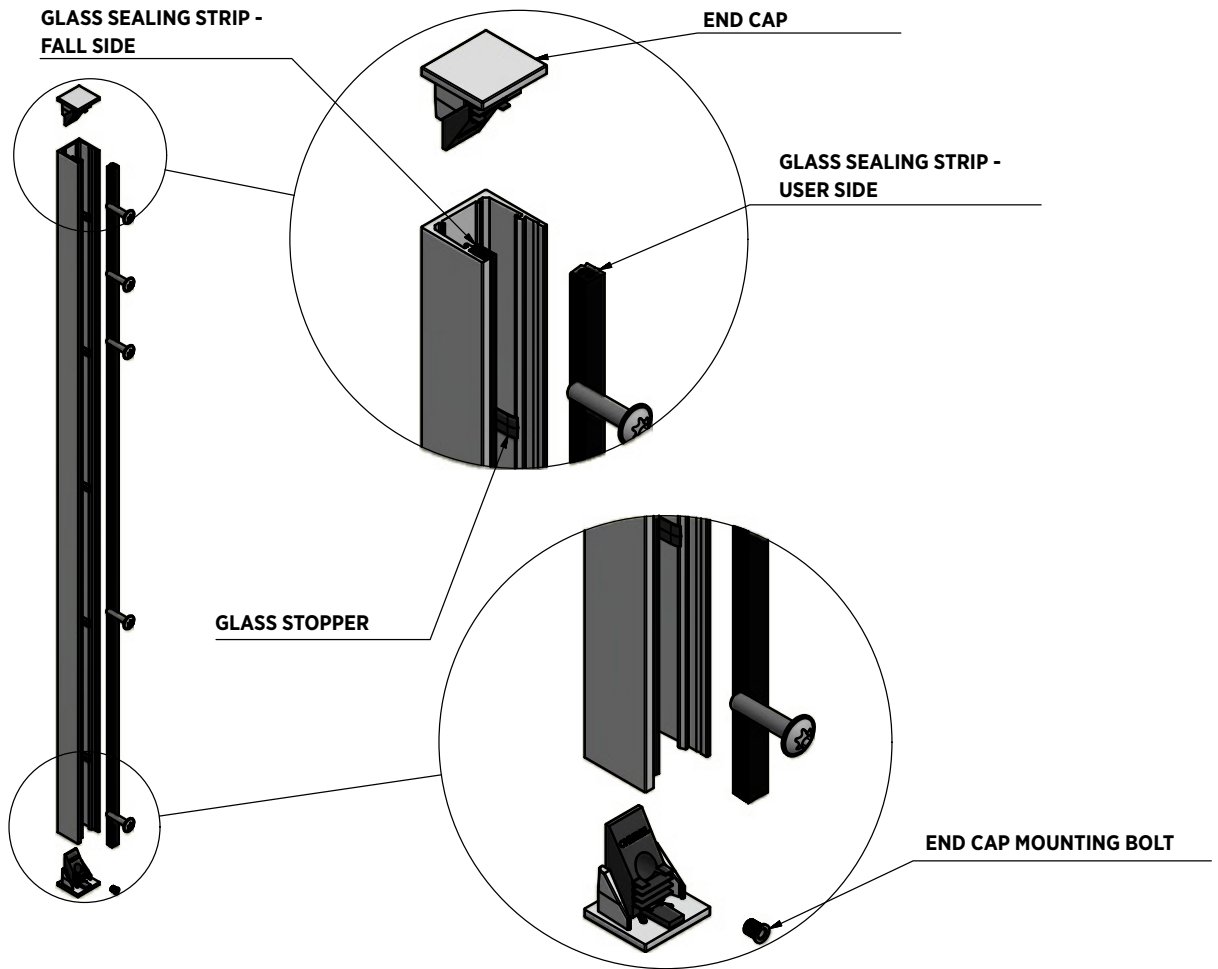
SkyForce Juliet Balcony - 2 Part Complete Set - Pure White Finish

RAL 9016

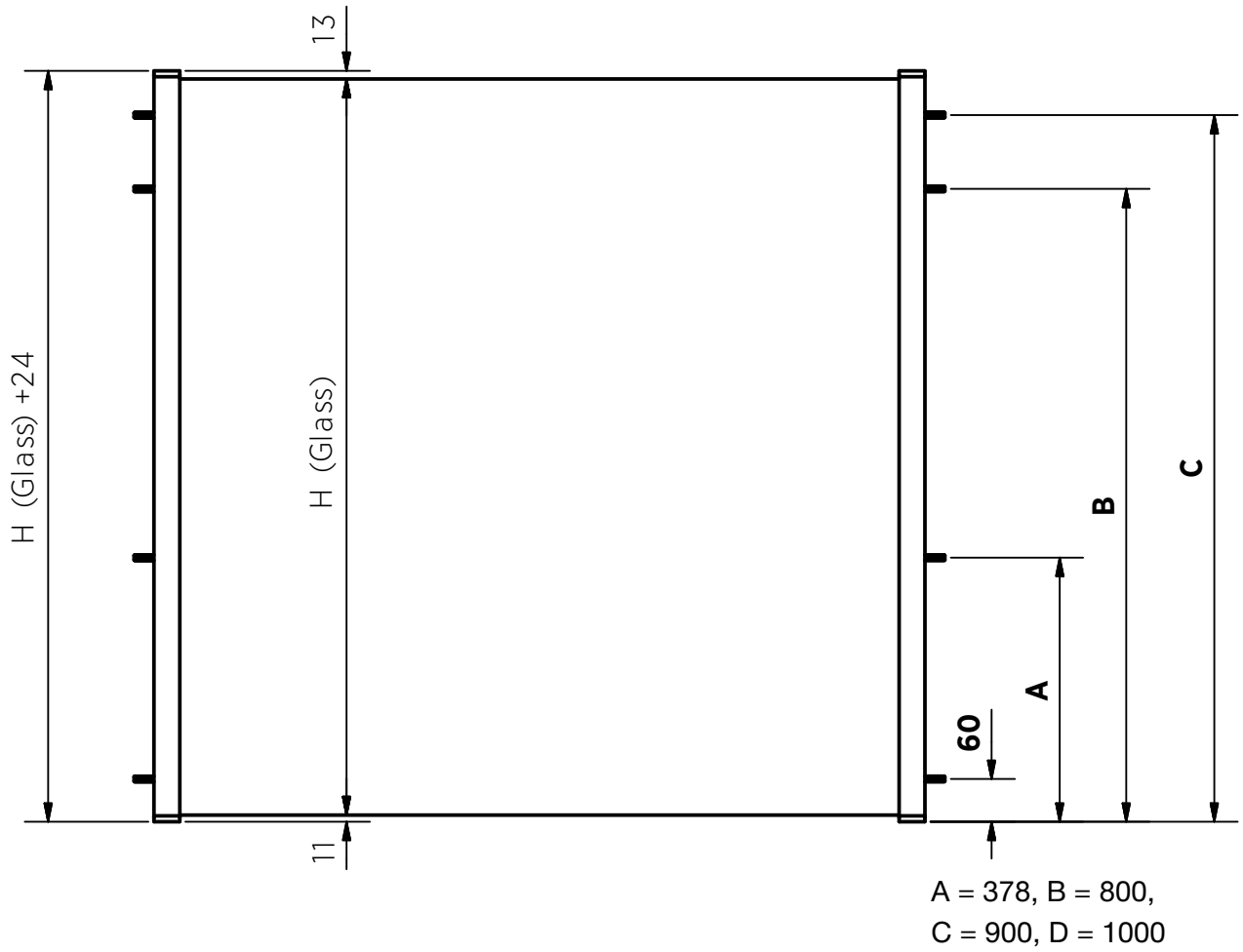


Glass Thickness	Code	Unit of Sale
10mm to 11mm	K.SF.16.2011.010.13.PW	Kit
12mm - 13.5mm	K.SF.16.2011.012.13.PW	Kit
15mm	K.SF.16.2011.015.13.PW	Kit
16mm - 17.5mm	K.SF.16.2011.016.13.PW	Kit
19mm	K.SF.16.2011.019.13.PW	Kit
20 mm- 21.5mm	K.SF.16.2011.020.13.PW	Kit

SkyForce - Side Fixed

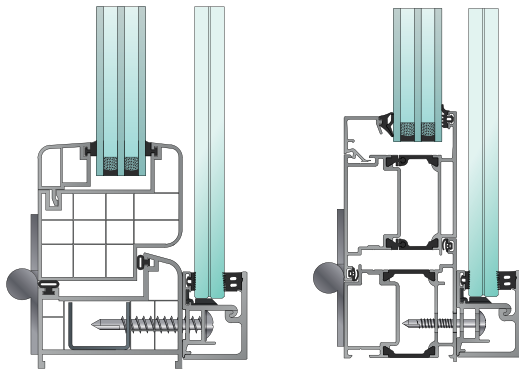


SkyForce - Side Fixed

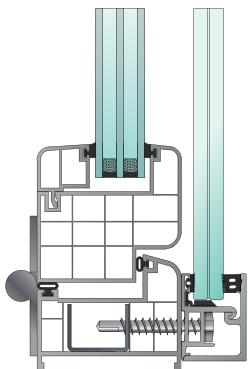


SkyForce Fixings

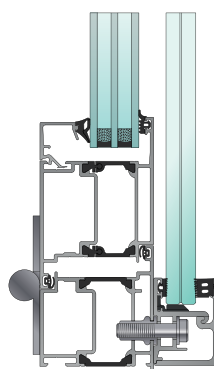
Application overview Face Fix



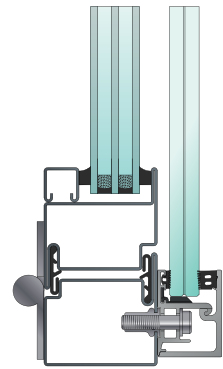
Aluminium & plastic frames
self drilling screw



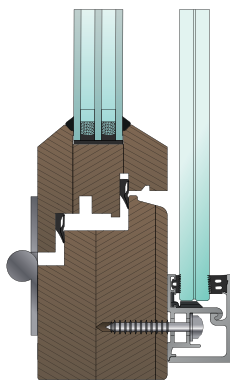
Aluminium & plastic frames
stainless steel screw



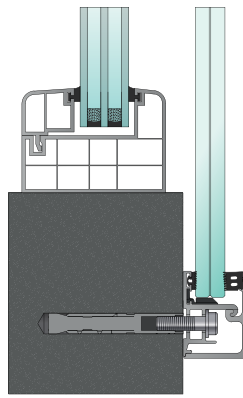
Aluminium frames



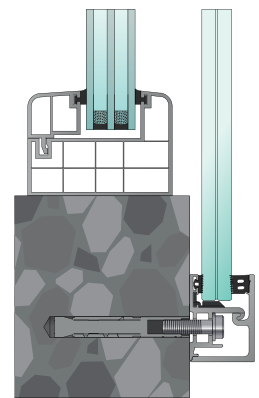
Steel frames



Wooden frames

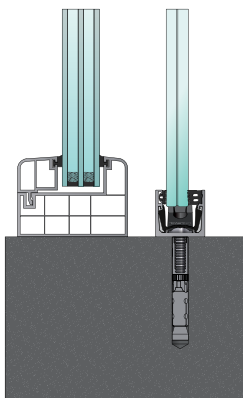


Concrete frames

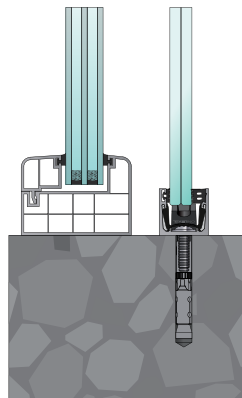


Stone frames

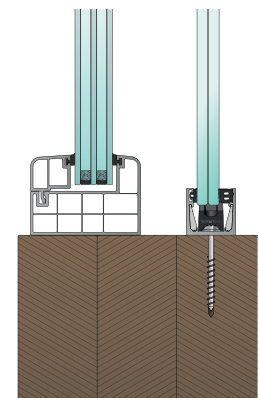
Application overview Side Fix



Concrete frames



Stone frames

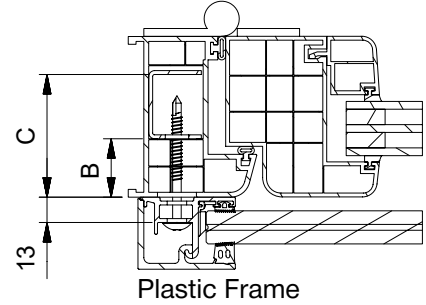
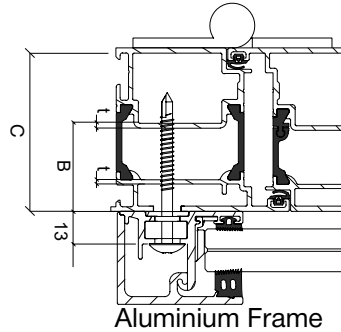


Wooden frames

SkyForce Fixings

Fixing screw, self-tapping for plastic frames with steel core & aluminium frames, **Face Fixed**

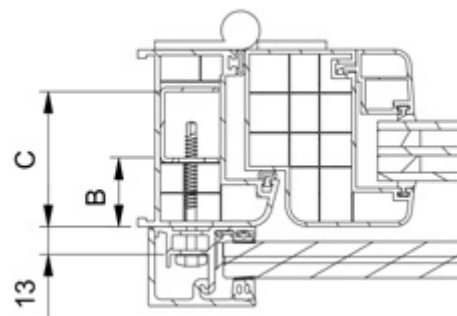
The screw needs a 1.5 mm steel core in the frame profile.
 The screw needs two walls with "t" total ≥ 3.2 mm.



Length	B	C (min)	Code	Unit of Sale
45mm	0-14mm	35mm	K.SF.16.9005.604.81	10 Pieces
55mm	15-24mm	45mm	K.SF.16.9005.605.81	10 Pieces
65mm	25-24mm	55mm	K.SF.16.9005.606.81	10 Pieces
75mm	35-44mm	65mm	K.SF.16.9005.607.81	10 Pieces
85mm	45-54mm	75mm	K.SF.16.9005.608.81	10 Pieces
95mm	55-64mm	85mm	K.SF.16.9005.609.81	10 Pieces
105mm	65-74mm	95mm	K.SF.16.9005.610.81	10 Pieces
125mm	75-94mm	115mm	K.SF.16.9005.612.81	10 Pieces
150mm	95-120mm	140mm	K.SF.16.9005.615.81	10 Pieces

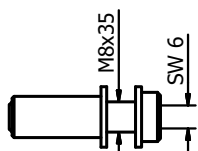
Stainless steel screw for plastic frames with steel core & aluminium frames, **Face Fixed**

The screw is not self tapping must be pre drilled.



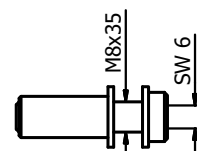
Length	B	Code	Unit of Sale
50mm	0-25mm	K.SF.16.9012.605.20	10 Pieces
64mm	25-40mm	K.SF.16.9012.606.20	10 Pieces
75mm	40-50mm	K.SF.16.9012.607.20	10 Pieces
82mm	50-55mm	K.SF.16.9012.608.20	10 Pieces
92mm	55-65mm	K.SF.16.9012.609.20	10 Pieces
102mm	65-75mm	K.SF.16.9012.610.20	10 Pieces
115mm	75-90mm	K.SF.16.9012.611.20	10 Pieces

SkyForce Fixings



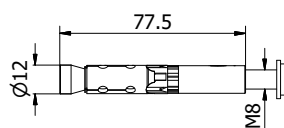
Fixing anchor for aluminium frames, **Face Fixed**

Description	Code	Unit of Sale
Fixing Anchor	K.SF.16.9006.835.30	10 Pieces



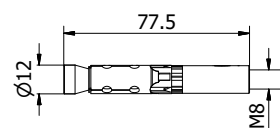
Fixing anchor for steel frames, **Face Fixed**

Description	Code	Unit of Sale
Fixing Anchor	K.SF.16.9008.835.30	10 Pieces



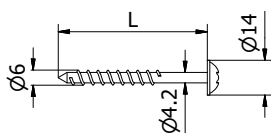
Fixing anchor for concrete frames, **Face Fixed**

Description	Code	Unit of Sale
Fixing Anchor	K.SF.16.9009.835.30	10 Pieces



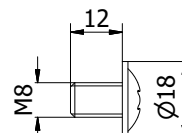
Fixing anchor for stone frames, **Face Fixed**

Description	Code	Unit of Sale
Fixing Anchor	K.SF.16.9010.835.30	10 Pieces



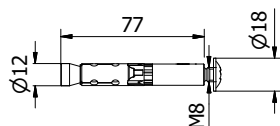
Fixing anchor for wooden frames, **Face & Side Fixed**

Description	Code	Unit of Sale
Fixing Anchor 60mm	K.SF.16.9007.660.30	10 Pieces
Fixing Anchor 80mm	K.SF.16.9007.680.30	10 Pieces



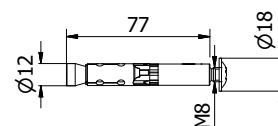
Fixing anchor for aluminium & steel frames, **Side Fixed**

Description	Code	Unit of Sale
Fixing Anchor	K.SF.16.91.1190.812.30	10 Pieces



Fixing anchor for concrete frames, **Side Fixed**

Description	Code	Unit of Sale
Fixing Anchor	K.SF.16.9029.835.30	10 Pieces



Fixing anchor for stone frames, **Side Fixed**

Description	Code	Unit of Sale
Fixing Anchor	K.SF.16.9020.835.30	10 Pieces

SkyForce Edge Protection & Accessories



Edge protection, self-adhesive, AISI 316 brushed
Edge Protection 6mm high and 1mm thick, sold individually.

Width	for glass thickness	1500mm	3000mm
14	10.76 - 11.52mm	K.SF.12.2110.141.31	K.SF.12.2113.141.31
16	12.76 - 13.52mm	K.SF.12.2110.161.31	K.SF.12.2113.161.31
20	16.76 - 17.52mm	K.SF.12.2110.201.31	K.SF.12.2113.201.31
24	20.76 - 21.52mm	K.SF.12.2110.241.31	K.SF.12.2113.241.31
28	25 - 25.52mm	K.SF.12.2110.281.31	K.SF.12.2113.281.31



Edge protection, self-adhesive, aluminium mill finish
Edge Protection 7mm high and 1mm thick, sold individually.

Width	for glass thickness	1500mm	3000mm
14	10.76 - 11.52mm	K.SF.11.2110.141.10	K.SF.11.2113.141.10
16	12.76 - 13.52mm	K.SF.11.2110.161.10	K.SF.11.2113.161.10
20	16.76 - 17.52mm	K.SF.11.2110.201.10	K.SF.11.2113.201.10
24	20.76 - 21.52mm	K.SF.11.2110.241.10	K.SF.11.2113.241.10
28	25 - 25.52mm	K.SF.11.2110.281.10	K.SF.11.2113.281.10



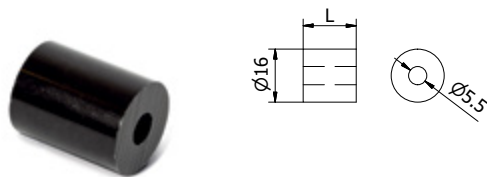
Edge protection, self-adhesive, aluminium plain
Edge Protection 7mm high and 1mm thick, sold individually.

Width	for glass thickness	1500mm	3000mm
14	10.76 - 11.52mm	K.SF.11.2110.141.11	K.SF.11.2113.141.11
16	12.76 - 13.52mm	K.SF.11.2110.161.11	K.SF.11.2113.161.11
20	16.76 - 17.52mm	K.SF.11.2110.201.11	K.SF.11.2113.201.11
24	20.76 - 21.52mm	K.SF.11.2110.241.11	K.SF.11.2113.241.11
28	25 - 25.52mm	K.SF.11.2110.281.11	K.SF.11.2113.281.11



Edge protection, self-adhesive, aluminium Ral
Edge Protection 7mm high and 1mm thick, sold individually.

Width	for glass thickness	1500mm	3000mm
14	10.76 - 11.52mm	K.SF.11.2110.141xxx	K.SF.11.2113.141xxx
16	12.76 - 13.52mm	K.SF.11.2110.161xxx	K.SF.11.2113.161xxx
20	16.76 - 17.52mm	K.SF.11.2110.201xxx	K.SF.11.2113.201xxx
24	20.76 - 21.52mm	K.SF.11.2110.241xxx	K.SF.11.2113.241xxx
28	25 - 25.52mm	K.SF.11.2110.281xxx	K.SF.11.2113.281xxx



Distance sleeve for fixing anchor
Suitable for use with wooden & aluminium frames, sold individually.

Length	Black	Coloured
10.5 mm	K.SF.16.9320.010.15	K.SF.16.9320.010.13/16/18
16 mm	K.SF.16.9320.016.15	K.SF.16.9320.016.13/16/18
20.5 mm	K.SF.16.9320.020.15	K.SF.16.9320.020.13/16/18



Skyforce assembly tool
Mounting aid for rubber seal

Description	Code	Unit of Sale
Assembly Tool	K.SF.90.0100.105.00	Individually

GlassParts

Glass Fittings & Tools for the Trade



Other Product Catalogues Available



Republic of Ireland (Head Office)

Phone: 0505 45125 Fax: 0505 45345
Web: www.glassparts.ie Email: sales@glassparts.ie
Address: Lisbunny Industrial Estate, Lisbunny, Nenagh, Co. Tipperary.

United Kingdom (Sales Office)

Phone: 0800 975 3436 Fax: 00 353 505 45345
Web: www.glassparts.co.uk Email: sales@glassparts.co.uk
Address: Unit 6, The Glenmore Centre, Cable St, Southampton SO145AE