



**Brisa 180 Soft Close Glass Sliding Door Kit 10mm - Anodised ( Model: K.BR.180.KIT.10.AL )**



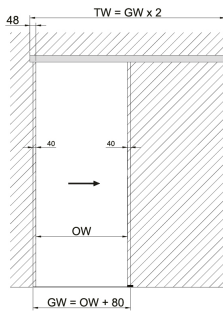
- An ultra slim profile suitable for wall, ceiling or glass mounting.
- With an innovative design, allowing for a smooth and effortless operation.
- Easy to install in a short time with no glass drilling required of the door.
- Suitable for 10 - 12.8mm thick glass.
- Minimum glass width of 740mm to have both ends with a soft stop function.
- Maximum door width is 1300mm
- Maximum door weight is 80kg.
- Supplied as standard in a matt silver finish.

- Kit Includes:
  - 1 x 3000mm Top Track 1 x Cover.
  - 2 x Active Devices 2 x Clamps with Rollers.
  - 2 x End Stoppers 2 x Soft Stop Devices (Left & Right).
  - 2 x End Caps (Left & Right)
  - 1 x Adjustable Bottom Guide

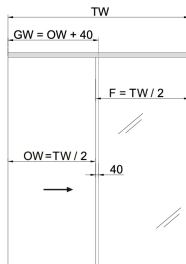
**Attributes:**

**Product Code:** K.BR.180.KIT.10.AL

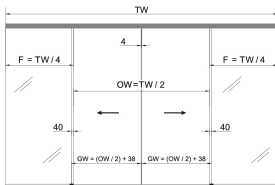
**Unit Of Sale:** Kit



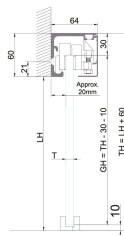
TW : Total width  
OW : Opening width  
GW : Glass panel width



TW : Total width  
OW : Opening width  
GW : Glass panel width  
F : Fixed panel width



TW : Total width  
OW : Opening width  
GW : Glass panel width  
F : Fixed panel width



TH : Total height  
LH : Clear height  
GH : Glass panel height

