



Brisa 160 Complete Soft Close Glass Sliding Door Kit 10mm - (Model: K.BR.2400.KIT)



An ultra slim profile suitable for wall, ceiling or glass mounting. With an innovative design, allowing for a smooth and effortless operation.

Easy to install in a short time with no glass drilling required of the door.

Suitable for 10mm thick glass.

Minimum glass width of 740mm to have both ends with a soft stop function.

Maximum door width is 1000mm.

Maximum door height is 2400mm.

Maximum door weight is 60kg.

Supplied as standard in a matt silver finish.

Kit Includes:

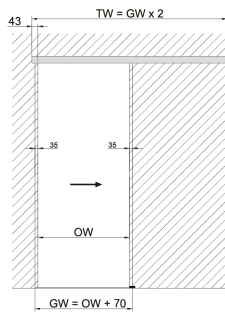
- 1 x 2400mm Top Track 1 x Cover.
- 2 x Active Devices 2 x Clamps with Rollers.
- 2 x End Stoppers 2 x Soft Stop Devices (Left & Right).
- 2 x End Caps (Left & Right)
- 1 x Adjustable Bottom Guid



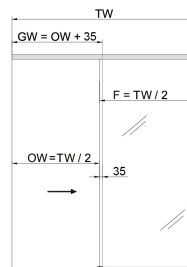
Attributes:

Product Code: K.BR.2400.KIT

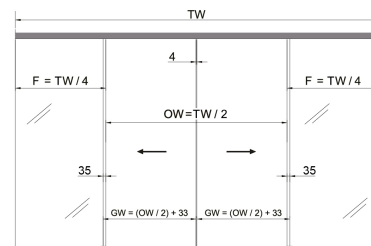
Unit Of Sale: Kit



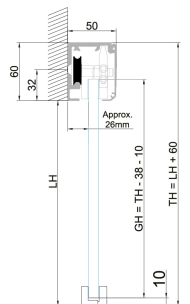
TW : Total width
OW : Opening width
GW : Glass panel width



TW : Total width
OW : Opening width
GW : Glass panel width
F : Fixed panel width



TW : Total width
OW : Opening width
GW : Glass panel width
F : Fixed panel width



TH : Total height
LH : Clear height
GH : Glass panel height

