



Bottom Guide - Stainless Steel (Model: KBG15S)

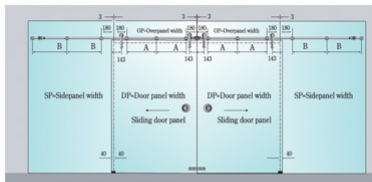
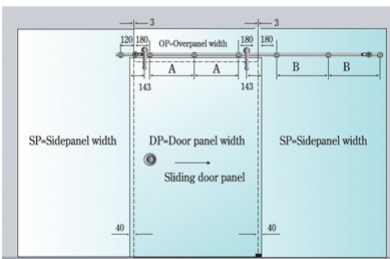


- For holding the glass panel at the bottom.
- Adjustable for 10/12mm thick glass.

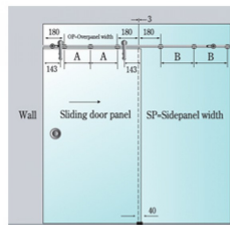
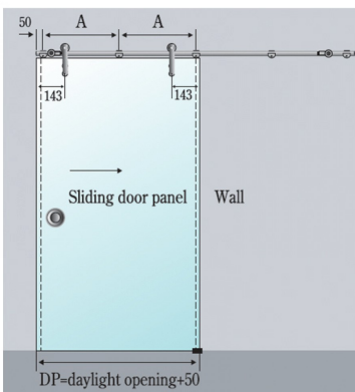
Attributes:

Product Code: KBG15S

Unit Of Sale: Each



$A = [OP - (180 + 180)] \div 2$ OP=Overpanel width
 $B = [SP - (180 + 180)] \div 2$ SP=Sidepanel width
 DP=Door panel width



$A = [OP - (180 + 180)] \div 2$
 $B = [SP - (180 + 180)] \div 2$
 OP=Overpanel width
 SP=Sidepanel width
 DP=Door panel width