



## G-Tech Sliding Door Stop With Spring ( Model: KGSD420 )

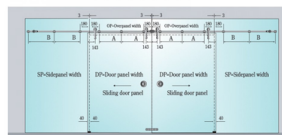
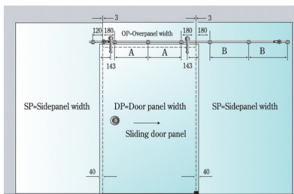
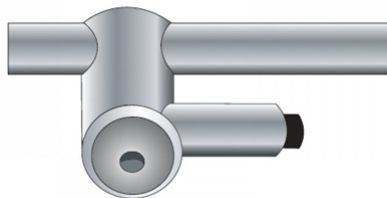


- Supplied as standard with the kits.
- This stop allows for a softer closing ensuring the glass does not jump on the track if closed or opened too hard.
- Designed to fit the standard 25mm diameter sliding rail

### Attributes:

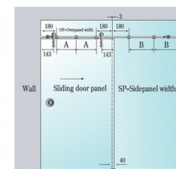
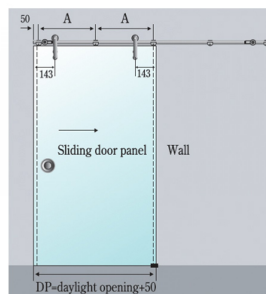
**Product Code:** KGSD420

**Unit Of Sale:** Each



$A = [OP - (180 + 180)] - 2$   
 $B = [SP - (180 + 180)] - 2$

OP=Overpanel width  
SP=Sidepanel width  
DP=Door panel width



$A = [OP - (180 + 180)] - 2$   
 $B = [SP - (180 + 180)] - 2$

OP=Overpanel width  
SP=Sidepanel width  
DP=Door panel width