

Bottom Guide - Stainless Steel (Model: KBG15S)

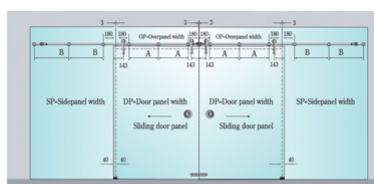
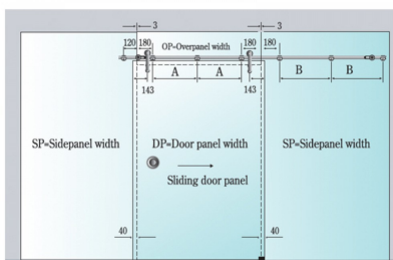


- For holding the glass panel at the bottom.
- Adjustable for 10/12mm thick glass.

Attributes:

Product Code: KBG15S

Unit Of Sale: Each



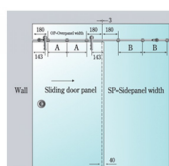
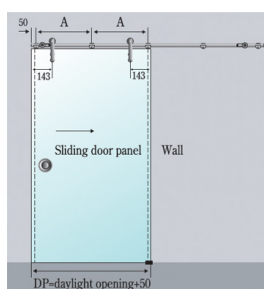
$$A = [OP - (180 + 180)] \div 2$$

$$B = [SP - (180 + 180)] \div 2$$

OP=Overpanel width

SP=Sidepanel width

DP=Door panel width



$$A = [OP - (180 + 180)] \div 2$$

$$B = [SP - (180 + 180)] \div 2$$

OP=Overpanel width

SP=Sidepanel width

DP=Door panel width