


Countersunk Fixed Bolt For 15 - 22mm Thick Glass (Model: KSP.V2001-1522-1465)



Fixed bolt with a countersunk head for use in spider glazing systems. Manufactured using 316 grade stainless steel. Standard 65mm long axis and suitable for 15 - 22mm thick glass. Please see the other bolts in the range for additional glass thicknesses. Special dimension glass bolts available on request. Glassparts recommend using thread locking compound whenever possible. These items are not held in stock and will require approximately 1-2 weeks delivery time

Attributes:

Product Code: KSP.V2001-1522-1465

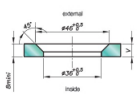
Unit Of Sale: Each

Components

MARK	QUANTITY	DESCRIPTION	MATERIAL
1	1	Bolt	X2 Cr Ni Mo 17-12.2 as per EN 10088-3
2	1	Thrust plate	Alu
3	1	Glass hole grommet	AW 1000A as per EN 573-3 / AS 3556
4	1	Contact washer	White polyamide / white polyethylene
5	1	Glass nut (D 80)	X2 Cr Ni Mo 17-12.2 as per EN 10088-3
6	1	Nut (D 204)	Alu
7	2	Spacer	Alu
8	1	Lock washer 127	Alu
9	1	Nut (D 204)	Alu
10	1	3025 Cap Nut - Option	X2 Cr Ni Mo 17-12.2 as per EN 10088-3
11	1	3025 Cap Nut - Option	X2 Cr Ni Mo 17-12.2 as per EN 10088-3

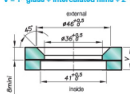
Glass Drilling

Monolithic glass



Laminated glass

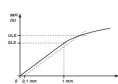
$$V = 1^{\text{st}} \text{ glass} + \text{intercalated films} + 2^{\text{nd}} \text{ glass}$$



Available for glass thicknesses from 8 to 31.52mm, for other thicknesses please consult us.

It is important to provide the following information with each request: the glass composition (e.g. 10mm monolithic, 5.5+5.5 laminated, 5.5+5.5+5.5 laminated). The length and diameter of the threaded part (not standard dimensions (M14, G1/2)). The reference of the spider to be used as support, or the thickness of an existing support for the delivery of the spider.

Technical Information



Length of threaded part (L)	Diameter of hole (D)
100 mm (39.37 in)	20 mm (0.787 in)
150 mm (5.9 in)	25 mm (0.984 in)
200 mm (7.87 in)	30 mm (1.181 in)
250 mm (9.84 in)	35 mm (1.378 in)
300 mm (11.81 in)	40 mm (1.575 in)
350 mm (13.78 in)	45 mm (1.772 in)
400 mm (15.75 in)	50 mm (1.969 in)
450 mm (17.72 in)	55 mm (2.166 in)
500 mm (19.69 in)	60 mm (2.362 in)
550 mm (21.66 in)	65 mm (2.559 in)
600 mm (23.62 in)	70 mm (2.756 in)
650 mm (25.59 in)	75 mm (2.953 in)
700 mm (27.56 in)	80 mm (3.15 in)
750 mm (29.53 in)	85 mm (3.347 in)
800 mm (31.5 in)	90 mm (3.544 in)
850 mm (33.47 in)	95 mm (3.741 in)
900 mm (35.44 in)	100 mm (3.937 in)
950 mm (37.41 in)	105 mm (4.134 in)
1000 mm (39.37 in)	110 mm (4.331 in)

